



Address: 24 Luna Close Swindon Wiltshire SN25 2LZ UK
Phone: +44 (0) 7792951549
Email: info@holbi.co.uk
Internet: http://www.holbi.co.uk

User's Manual

Project name: TrueLoaded

**Module: FAQ Desk Frontpage
and Reviews**

Project Leader: Vladislav Malyshev

QA: Eduard Shutenko

Technical Writer: Yana Lovyagina

version 1.2

o s C o m m e r c e m o d u l e s
I n t e g r a t i o n w i t h E R P s y s t e m s
S e r v i c e s
S k i n s

Table of Contents

Introduction	3
Updating Display Main FAQs Items	4
Updating Latest FAQs Box Counts.....	5
Updating Display FAQs Box.....	6
Updating Display FAQs Categories Box.....	7
Updating Display View Counts.....	8
Updating Display Read More.....	9
Updating Display Short Answer.....	10
Updating Display Question.....	11
Updating Display Date.....	12
Update Image 1, Image 2, Image 3.....	13
Updating FAQdesk Reviews.....	14

Introduction

From the Admin Panel > Configuration > FAQDesk Frontpage Settings section you can configure your FAQ Desk Frontpage.

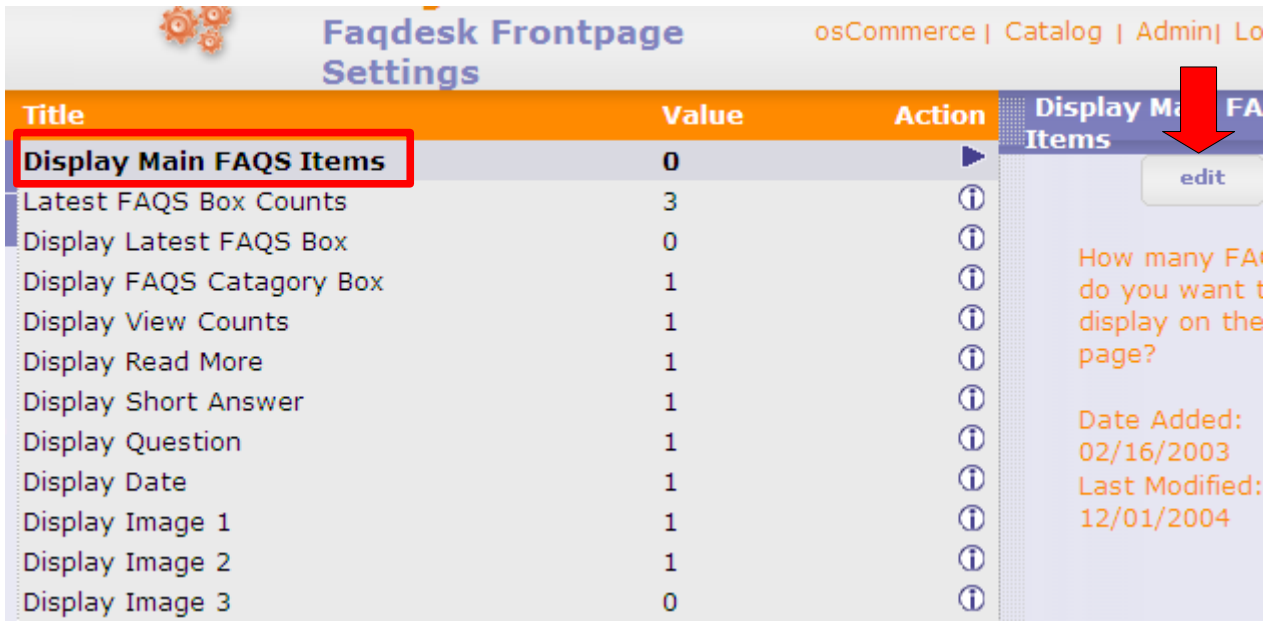
Configuration	Latest FAQs Box Counts
My Store	Display Latest FAQs Box
Minimum Values	Display FAQs Catagory Box
Maximum Values	Display View Counts
Images	Display Read More
Customer Details	Display Short Answer
Shipping/Packaging	Display Question
Product Listing	Display Date
Stock	Display Image 1
Logging	Display Image 2
Cache	Display Image 3
E-Mail Options	
Download	
GZip Compression	
Sessions	
Affiliate Program	
Site Maintenance	
Links	
Newsdesk Sticky	
Settings	
Newsdesk	
configuration	
options	
Faqdesk Listing	
Settings	
Faqdesk Frontpage	
Settings	
Faqdesk Reviews	
Settings	
Faqdesk Sticky	
Settings	

From the Admin Panel > Configuration > FAQDesk Reviews Settings section you can configure your FAQ Desk Reviews.

NEWSDESK
configuration
options
Faqdesk Listing
Settings
Faqdesk Frontpage
Settings
Faqdesk Reviews
Settings
Faqdesk Sticky
Settings

Updating Display Main FAQs Items

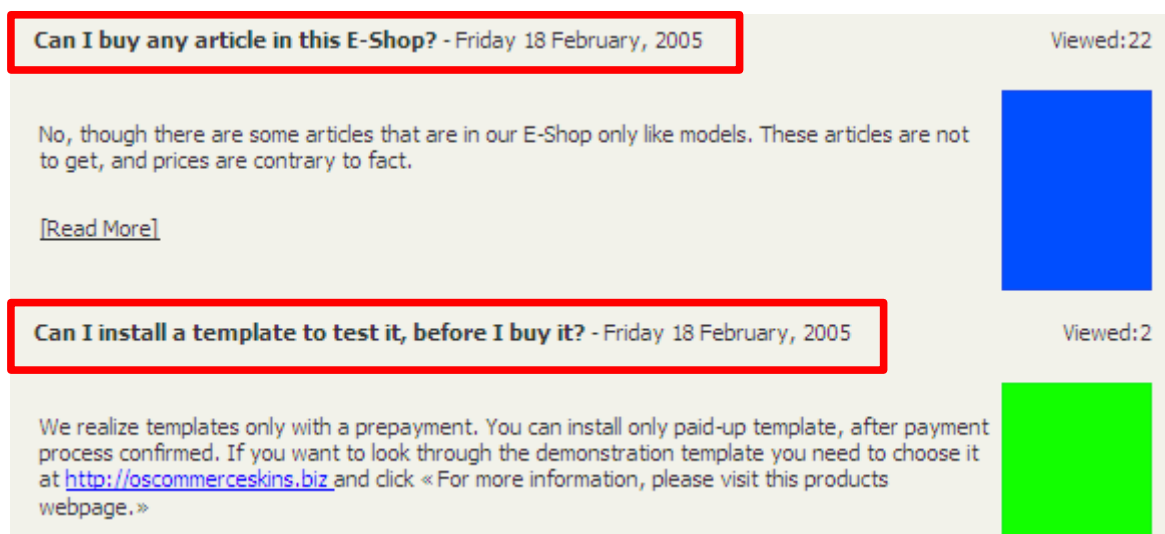
1. From the Admin Panel click the **Configuration** link and select the **Faqdesk Frontpage Settings** item.
2. Since the **Display Main FAQs Items** item is highlighted in the list, click the **Edit** button on the right.



Title	Value	Action	Display Main FAQs Items
Display Main FAQs Items	0	▶	edit
Latest FAQs Box Counts	3	ⓘ	
Display Latest FAQs Box	0	ⓘ	
Display FAQs Catagory Box	1	ⓘ	
Display View Counts	1	ⓘ	
Display Read More	1	ⓘ	
Display Short Answer	1	ⓘ	
Display Question	1	ⓘ	
Display Date	1	ⓘ	
Display Image 1	1	ⓘ	
Display Image 2	1	ⓘ	
Display Image 3	0	ⓘ	

How many FAQs do you want to display on the page?
Date Added: 02/16/2003
Last Modified: 12/01/2004

3. In the field, specify the number of FAQs to display on the top page. For example, specify '2' in the field. As a result, two FAQs will be displayed on the page after selecting a category in the FAQs Categories box.



Can I buy any article in this E-Shop? - Friday 18 February, 2005 Viewed:22

No, though there are some articles that are in our E-Shop only like models. These articles are not to get, and prices are contrary to fact.

[Read More]

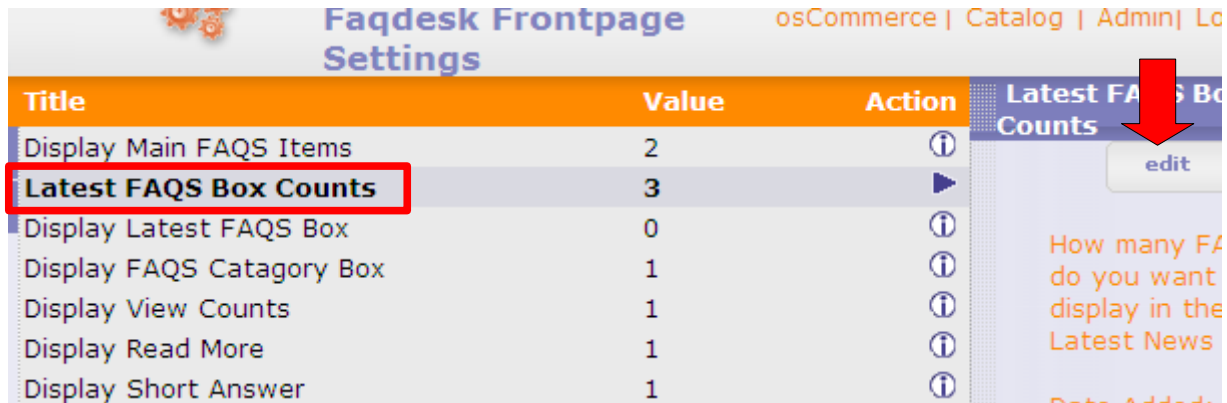
Can I install a template to test it, before I buy it? - Friday 18 February, 2005 Viewed:2

We realize templates only with a prepayment. You can install only paid-up template, after payment process confirmed. If you want to look through the demonstration template you need to choose it at <http://oscommerceskins.biz> and click « For more information, please visit this products webpage.»

4. Click the **Update** button.

Updating Latest FAQs Box Counts

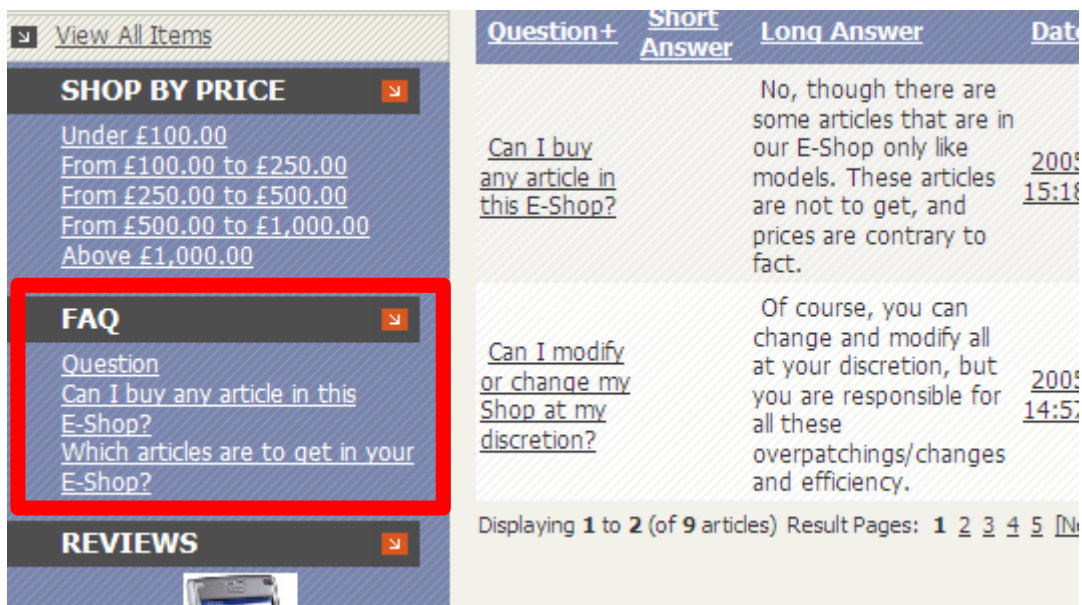
1. From the Admin Panel click the **Configuration** link and select the **Faqdesk Frontpage Settings** item.
2. Select the **Latest FAQs Box Counts** item in the list and click the **Edit** button on the right.



Title	Value	Action	Latest FAQs Box Counts
Display Main FAQs Items	2		
Latest FAQs Box Counts	3		edit
Display Latest FAQs Box	0		
Display FAQs Catagory Box	1		
Display View Counts	1		
Display Read More	1		
Display Short Answer	1		

3. In the field, specify the number of FAQs to display in the **FAQ** box. *Note: To display the FAQ box on the page, one should activate Display Latest FAQs Box feature (see below).*

On the Front End:



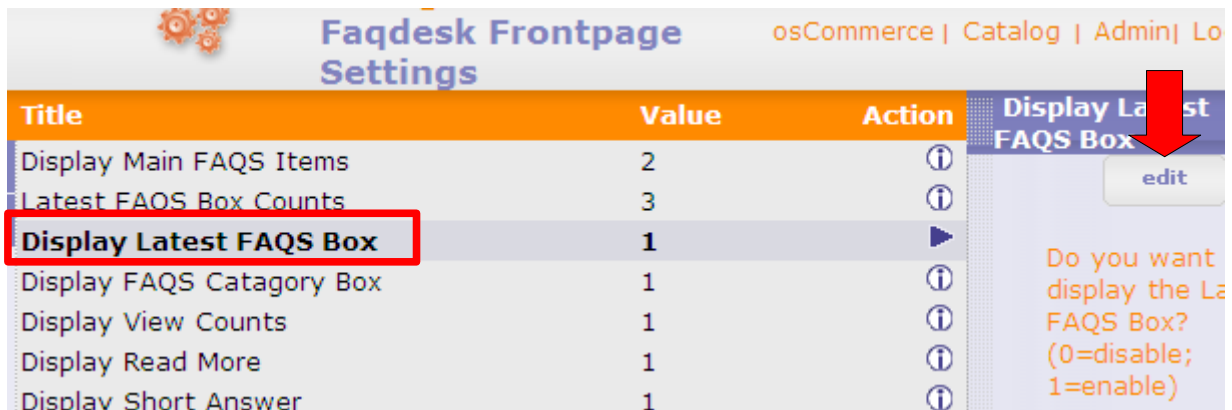
Question+	Short Answer	Long Answer	Date
Can I buy any article in this E-Shop?		No, though there are some articles that are in our E-Shop only like models. These articles are not to get, and prices are contrary to fact.	2009-15:18
Can I modify or change my Shop at my discretion?		Of course, you can change and modify all at your discretion, but you are responsible for all these overpatchings/changes and efficiency.	2009-14:5

Displaying 1 to 2 (of 9 articles) Result Pages: 1 2 3 4 5 [N]

4. Click the **Update** button.

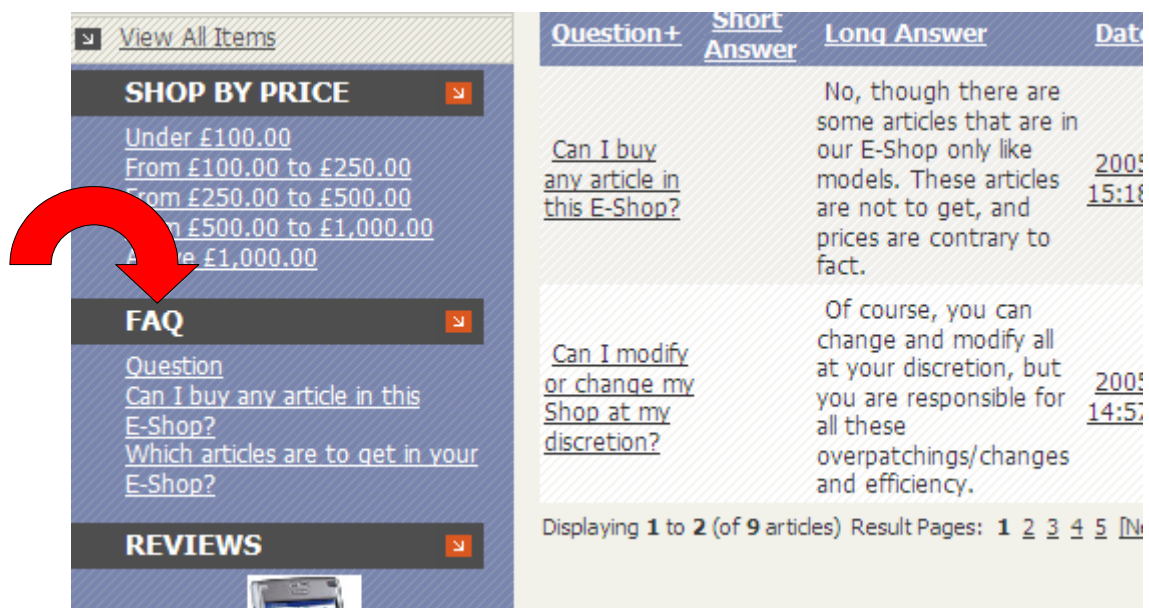
Updating Display FAQ Box

1. From the Admin Panel click the **Configuration** link and select the **Faqdesk Frontpage Settings** item.
2. Select the **Display Latest FAQs Box** item in the list and click the **Edit** button on the right.



Title	Value	Action	Display Latest FAQs Box
Display Main FAQs Items	2		Do you want display the Latest FAQs Box? (0=disable; 1=enable)
Latest FAQs Box Counts	3		
Display Latest FAQs Box	1		
Display FAQs Category Box	1		
Display View Counts	1		
Display Read More	1		
Display Short Answer	1		

- Specify **1** in the field to display the **FAQ** box on frontend.



Question+	Short Answer	Long Answer	Date
Can I buy any article in this E-Shop?		No, though there are some articles that are in our E-Shop only like models. These articles are not to get, and prices are contrary to fact.	2009-15:18
Can I modify or change my Shop at my discretion?		Of course, you can change and modify all at your discretion, but you are responsible for all these overpatchings/changes and efficiency.	2009-14:5

Displaying 1 to 2 (of 9 articles) Result Pages: [1](#) [2](#) [3](#) [4](#) [5](#) [Next](#)

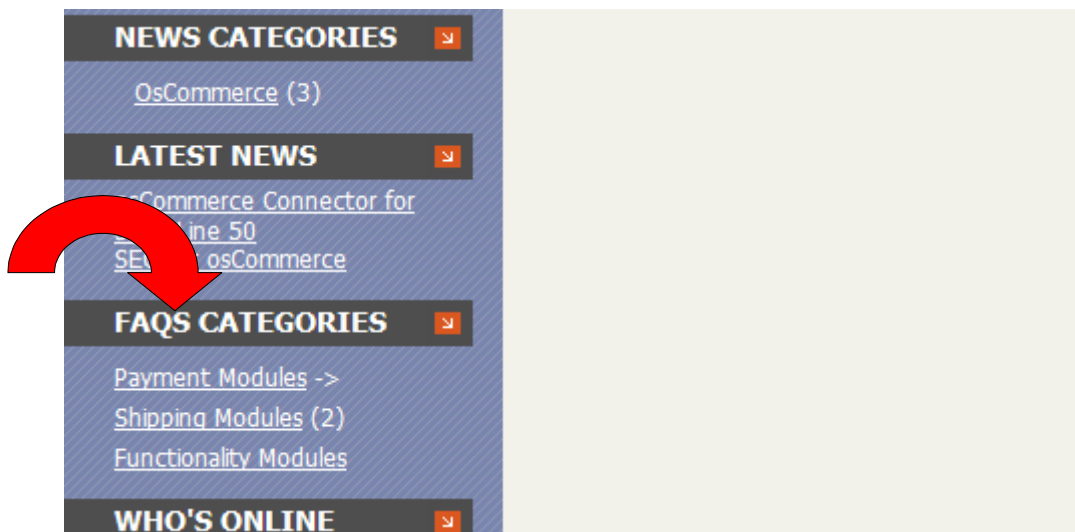
- Specify **0** in the field to hide the **FAQ** box on the page.
3. Click the **Update** button.

Updating Display FAQs Categories Box

1. From the Admin Panel click the **Configuration** link and select the **Faqdesk Frontpage Settings** item.
2. Select the **Display FAQs Category Box** item in the list and click the **Edit** button on the right.

Title	Value	Action	Display FAQs Category Box
Display Main FAQs Items	2		 Do you want display the FAQs Category Box (0=disable; 1=enable)
Latest FAQs Box Counts	3		
Display Latest FAQs Box	1		
Display FAQs Category Box	1		
Display View Counts	1		
Display Read More	1		

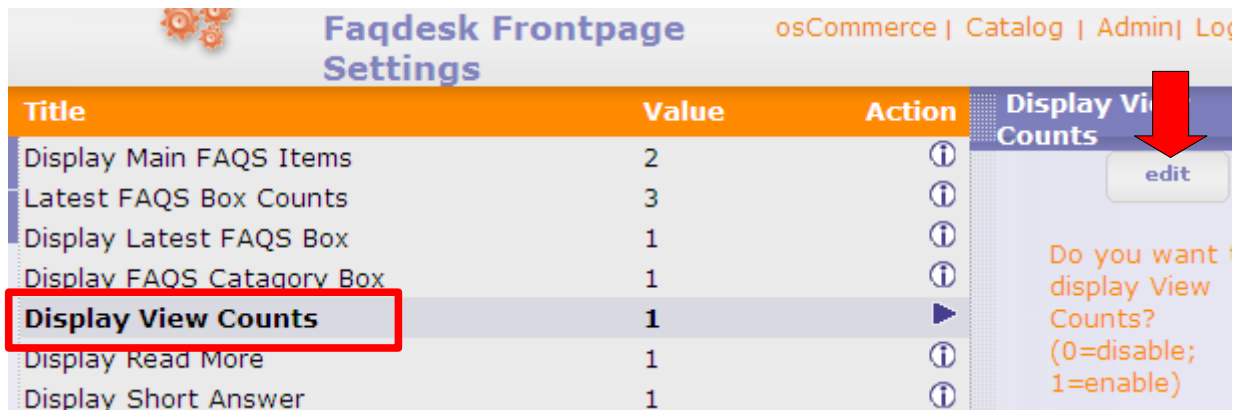
- Specify **1** in the field to display **FAQs Categories** box in the left column on the page.



- Specify **0** in the field to hide the **FAQs Categories** box on the page.
3. Click the **Update** button.

Updating Display View Counts

1. From the Admin Panel click the **Configuration** link and select the **Faqdesk Frontpage Settings** item.
2. Select the **Display View Counts** item in the list and click the **Edit** button on the right.



Title	Value	Action	Display View Counts
Display Main FAQs Items	2		<input type="button" value="edit"/> Do you want to display View Counts? (0=disable; 1=enable)
Latest FAQs Box Counts	3		
Display Latest FAQs Box	1		
Display FAQs Category Box	1		
Display View Counts	1		
Display Read More	1		
Display Short Answer	1		

- Specify **1** in the field to display **Viewed:** information (how many times the FAQ was viewed) on the FAQ info page.



Can I buy any article in this E-Shop? Date: Friday

FAQ Summary:

FAQ Content:
No, though there are some articles that are in our E-Shop only like models. These articles are not to get, and prices are contrary to fact.

FAQ Statistics:
Viewed:22
Current Reviews: 1

- Specify **0** in the field to hide **Viewed:** information on the FAQ info page.
3. Click the **Update** button.

Updating Display Read More

1. From the Admin Panel click the **Configuration** link and select the **Faqdesk Frontpage Settings** item.
2. Select the **Display Read More** item in the list and click the **Edit** button on the right.

Title	Value	Action	Display Read More
Display Main FAQs Items	2		<input type="button" value="edit"/>
Latest FAQs Box Counts	3		
Display Latest FAQs Box	1		Do you want display Read More? (0=display, 1=enable)
Display FAQs Catagory Box	1		
Display View Counts	1		
Display Read More	1		
Display Short Answer	1		Date Added: 02/16/2003
Display Question	1		

- Specify **1** in the field to display the Read More link on the top page.

Can I buy any article in this E-Shop? - Friday 18 February, 2005 Viewed:23

No, though there are some articles that are in our E-Shop only like models. These articles are not to get, and prices are contrary to fact.

[\[Read More\]](#)

Can I install a template to test it, before I buy it? - Friday 18 February, 2005 Viewed:2


We realize templates only with a prepayment. You can install only paid-up template, after payment process confirmed. If you want to look through the demonstration template you need to choose it at <http://oscommerceskins.biz> and click «For more information, please visit this products webpage.»

[\[Read More\]](#)

- Specify **0** in the field to hide the Read More link on the top page.
3. Click the **Update** button.

Updating Display Short Answer

1. From the Admin Panel click the **Configuration** link and select the **Faqdesk Frontpage Settings** item.
2. Select the **Display Short Answer** item in the list and click the **Edit** button on the right.

Title	Value	Action	Display Short Answer
Display Main FAQs Items	2	ⓘ	 edit Do you want display the Short Answer? (0=disable; 1=enable) Date Added:
Latest FAQs Box Counts	3	ⓘ	
Display Latest FAQs Box	1	ⓘ	
Display FAQs Category Box	1	ⓘ	
Display View Counts	1	ⓘ	
Display Read More	1	ⓘ	
Display Short Answer	1	▶	
Display Question	1	ⓘ	

- Specify **1** in the field to display the short answer on the top page.

Can I buy any article in this E-Shop? - Friday 18 February, 2005 Viewed:23

No, you can not.

No, though there are some articles that are in our E-Shop only like models. These articles are not to get, and prices are contrary to fact.

[\[Read More\]](#)

- Specify **0** in the field to hide the short answer on the top page.
3. Click the **Update** button.

Updating Display Question

1. From the Admin Panel click the **Configuration** link and select the **Faqdesk Frontpage Settings** item.
2. Select the **Display Question** item in the list and click the **Edit** button on the right.

Title	Value	Action	Display Question
Display Main FAQs Items	2		<input type="button" value="edit"/>
Latest FAQs Box Counts	3		
Display Latest FAQs Box	1		Do you want display the Question? (0=disable; 1=enable)
Display FAQs Catagory Box	1		
Display View Counts	1		
Display Read More	1		
Display Short Answer	1		
Display Question	1		Date Added: 02/16/2003
Display Date	1		

- Specify **1** in the field to display question on the top page.

Can I buy any article in this E-Shop? - Friday 18 February, 2005 Viewed:23

No, you can not.

No, though there are some articles that are in our E-Shop only like models. These articles are not to get, and prices are contrary to fact.

[\[Read More\]](#)

- Specify **0** in the field to hide question on the top page.
3. Click the **Update** button.

Updating Display Date

1. From the Admin Panel click the **Configuration** link and select the **Faqdesk Frontpage Settings** item.
2. Select the **Display Date** item in the list and click the **Edit** button on the right.

Title	Value	Action	Display Date
Display Main FAQS Items	2		<input type="button" value="edit"/>
Latest FAQS Box Counts	3		
Display Latest FAQS Box	1		Do you want to display the FAQ Date? (0=disable, 1=enable)
Display FAQS Category Box	1		
Display View Counts	1		
Display Read More	1		
Display Short Answer	1		Date Added: 02/16/2003
Display Question	1		Last Modified: 08/01/2006
Display Date	1		
Display Image 1	1		

- Specify **1** in the field to display the date of FAQ's creation on the page.

Can I buy any article in this E-Shop? Friday 18 February, 2005 Viewed:23

No, you can not.

No, though there are some articles that are in our E-Shop only like models. These articles are not to get, and prices are contrary to fact.

[\[Read More\]](#)

Can I install a template to test it, before I buy it? Friday 18 February, 2005 Viewed:2

We realize templates only with a prepayment. You can install only paid-up template, after payment process confirmed. If you want to look through the demonstration template you need to choose it at <http://oscommerceskins.biz> and click « For more information, please visit this products webpage. »

[\[Read More\]](#)

- Specify **0** in the field to hide the date of FAQ's creation on the page.
3. Click the **Update** button.

Update **Image 1**, **Image 2**, **Image 3**

1. From the Admin Panel click the **Configuration** link and select the **Faqdesk Frontpage Settings** item.
2. Select the **Display Image 1** item in the list and click the **Edit** button on the right.

Title	Value	Action	Display Image
Display Main FAQs Items	2		<input type="button" value="edit"/>
Latest FAQs Box Counts	3		
Display Latest FAQs Box	1		Do you want display image for the FAQ? (0=disable; 1=enable)
Display FAQs Catagory Box	1		
Display View Counts	1		
Display Read More	1		
Display Short Answer	1		
Display Question	1		Date Added: 03/03/2003
Display Date	1		Last Modified 12/01/2004
Display Image 1	1		
Display Image 2	1		
Display Image 3	0		

- Specify **1** in the field to display Image 1 on the FAQdesk Info page.

Can I buy any article in this E-Shop? - Friday 18 February, 2005 Viewed:23

No, you can not.

No, though there are some articles that are in our E-Shop only like models. These articles are not to get, and prices are contrary to fact.

[\[Read More\]](#)

Can I install a template to test it, before I buy it? - Friday 18 February, 2005 Viewed:2

We realize templates only with a prepayment. You can install only paid-up template, after payment process confirmed. If you want to look through the demonstration template you need to choose it at <http://oscommerceskins.biz> and click « For more information, please visit this products webpage.»

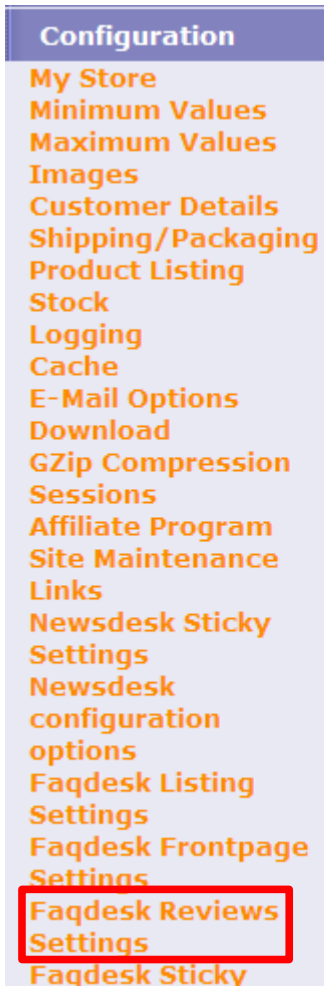
[\[Read More\]](#)

- Specify **0** in the field to hide Image 1 on the FAQdesk Info page.
3. Click the **Update** button.

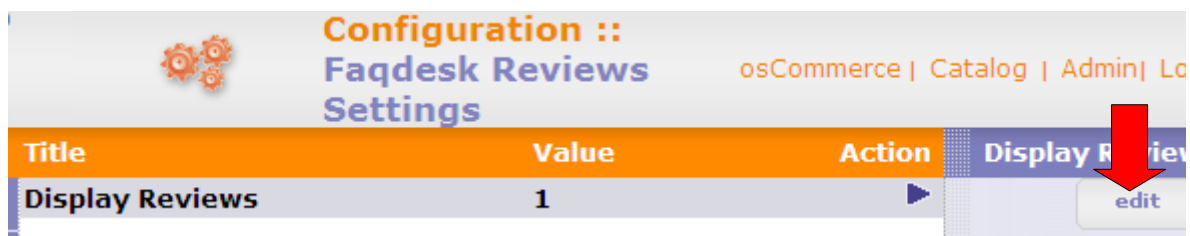
Note: Update Image 2 and Image 3 the same way as it is described for Image 1.

Updating FAQDesk Reviews

1. From the Admin Panel click the **Configuration** link and select the **Faqdesk Reviews Settings** item.



2. Since the **Display Reviews** item is highlighted in the list, click the **Edit** button on the right.



- Specify *1* in the field to display the Reviews box on the FAQdesk Info page.

Can I buy any article in this E-Shop? Date: Friday 18 February, 2005

FAQ Summary:
No, you can not.

FAQ Content:
No, though there are some articles that are in our E-Shop only like models. These articles are not to get, and prices are contrary to fact.

FAQ Statistics:
Viewed:23
Current Reviews: 1

Current Reviews: Can I buy any article in this E-Shop?

No.	Author	Rating	Read	Date Added
01.	Lilia Li	★☆☆☆☆	0	08/21/2006

- Specify *0* in the field to hide the Reviews box on the FAQdesk Info page.
- Click the **Update** button.